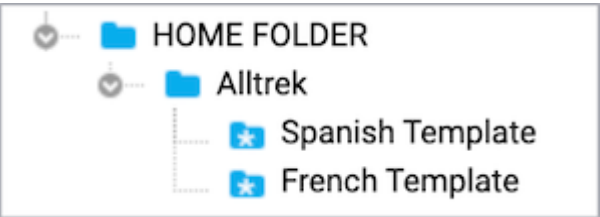


Set up an event in another language

Language templates contain many common text elements translated from English to other languages. If you're hosting an event in another language, we can assign a language template to a specific folder in your account. When you create new events in the folder, the template automatically translates the text on the registration page and the audience event window to that language.

Note: Only new events created in the language template folder are translated. Events moved into the folder from another folder are not translated.



To have language templates set up for your account, contact Support.

Jump to: [Translated elements](#) | [Available languages](#) | [Examples](#)

Translated elements

The following table shows the elements that are translated on the registration page and audience event window.

Notes:

- Language templates don't translate the event __TITLE__ or the __DATE__ auto-fields on the registration page. To customize the title and date, enter them in the Landing Page Content section. To learn more, see [Customize the event title and date | Bar layouts](#) or [Customize the event title and date | Open layouts](#).
- Language templates only set the language for the registration page and the audience event window. They don't set the language for the Webcast Admin portal, the Live Studio, or the editing studio.

Page	Elements translated
------	---------------------

Registration page	Landing page labels Login form fields Meeting Room View page Registration form fields
Event window	Audience chat tab Event resources tab Q&A tab Slides tab Video player Welcome message

Available languages



You can request templates in the following languages:

- English, American
- Chinese, Simplified
- Chinese, Traditional
- Czech
- Danish
- Dutch
- French
- French, Canadian
- German
- Italian
- Japanese
- Korean
- Polish
- Portuguese, Brazilian

- Romanian
- Spanish
- Turkish
- Vietnamese

Examples

The following examples show an event created within a folder with a Spanish language template. Notice that the Add to Calendar button, registration fields, buttons, and tabs and other text on the event window are in Spanish.



Keynote Kickoff

Thu, Apr 7, 2022 11:00 AM EDT [+ Agregar a calendario](#)

¿Ya se registró? Inicie sesión ahora

Correo electrónico:

Iniciar sesión

Complete este formulario para ingresar al webcast.
(* indica que es un campo obligatorio)

Nombre:

Apellido:

Compañía:

Correo electrónico*:

Enviar

Preguntas frecuentes y Prueba del sistema

The screenshot shows a live event interface. On the left, a video feed displays a smiling woman with dark hair wearing a blue polka-dot shirt. Below the video is a question submission section with the heading "Haga una pregunta", a text input field, an "Enviar" button, and a status line "Total de preguntas respondidas: 0". The main area on the right features a blue background with a white circuit pattern on the left side. The text "TECHConference Keynote Kickoff" is prominently displayed, with "hosted by alltrek" below it. A small "Diapositivas" tab is visible at the top of the main area.

Revision #4

Created 2 May 2022 19:31:39 by Chantal

Updated 1 September 2022 15:34:57 by Nic